

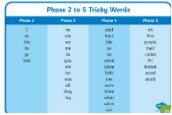







Year 2 Homework Menu Term 3			
What is special about Kenya?			
	<p>Can you write a fact file about one animal you would find in Kenya?</p> 	<p>Practice the Year 2 tricky words using the sheet that was given out at parents evening. You could make it fun using bingo and even test your adult.</p> 	<p>Explore Kenya safely with an adult, using Google Earth. Write down what you find or draw a picture.</p> 
<p>Starters</p>	<p>Write your own story version of 'Lila and the...' where she could; go on an adventure, save an injured animal, play with her friends in the Kenyan village or visit family who live in the modern town of Nairobi. Use lots of adjectives to describe!</p>	<p>Using a paper plate, create a traditional Kenyan necklace by cutting out the middle of a paper plate and colouring the edges.</p> 	<p>Maths – can you organise something from your house into equal groups? See how many different groups you can put them into. You could use pencils, lego, cutlery, socks etc.</p>
<p>Main</p>	<p>Using something like playdoh or paper plates, to practice cutting it in half, quarters and thirds. Write down what these fractions are next to them as a challenge.</p> 	<p>Explore the shape, colour and value of different coins and notes. Practice adding them up or even play shops so that you can work out how much change is needed.</p> 	<p>Think of some questions you could ask someone who lives in Kenya and write them using the key features of a question. -Capital letters -Question Mark</p> 
<p>Desert</p>			