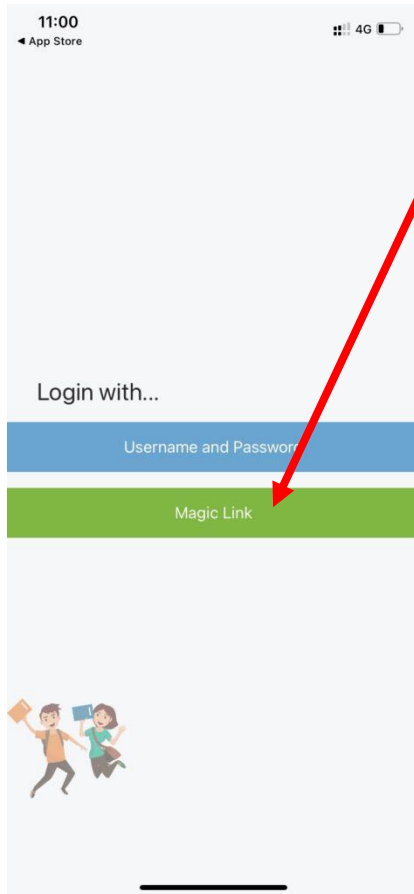




In addition to using the web-based Student Portal to view their timetable, homework and behaviour points, student can now **download the Bromcom Student App** on their phone or tablet if they wish from the Apple App Store or Google Play. When you first open the app it will ask you to set a 5 digit pin and to turn on biometric (face/fingerprint) login if you wish, this will be used to log in once you have linked the app to your school account.

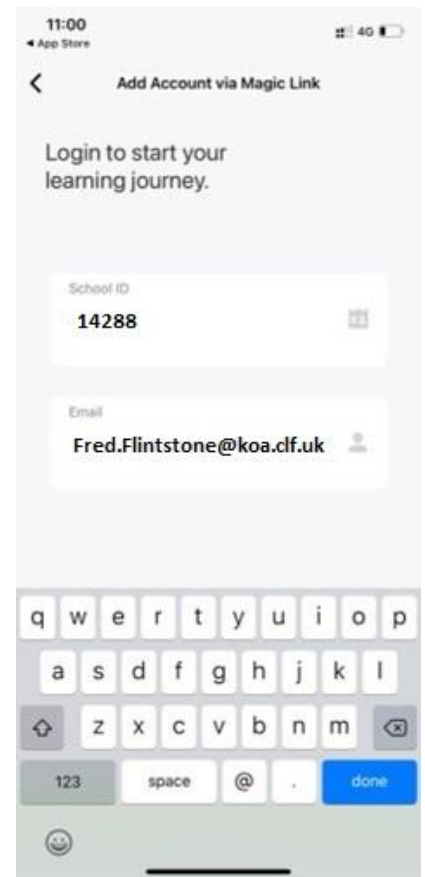
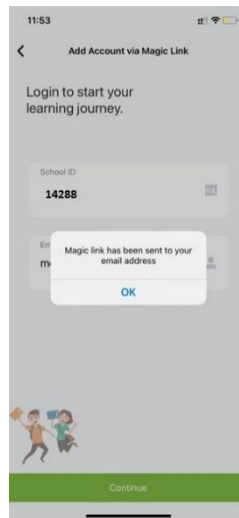
### Adding your school account:



Select to log in using the **Magic Link**.

Students then enter the **School ID - 14288** and their **School Email address**.

Once the **School ID** and **Email** have been entered, **the App** will state that a **Magic Link has been sent to the Email Address**.



Below is an example of how the **Email** containing the link will look, which you then click to open.

**Note:** Students **MUST** open the **Magic Link Email** from an **EMAIL APP** (we recommend the Microsoft Outlook App) **on the Same Mobile Phone/Device** that the **Student Portal App** is also installed on.



### Magic link for your Student Portal account

Dear Exampe Student,

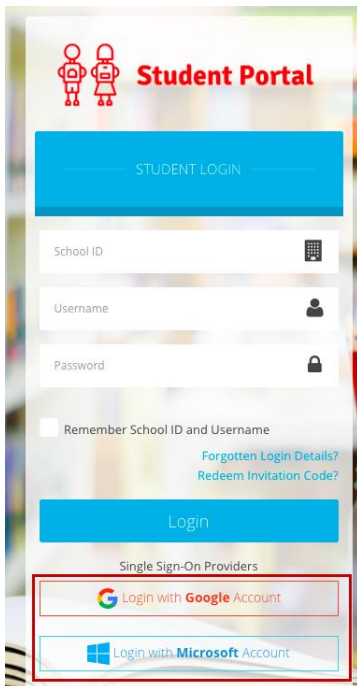
Please [Click Here](#) to add your account into Student Portal app

*This link is valid for 24 hours from now.*

Kind Regards,  
Bromcom Technology School

Clicking this link will enable Students to use Single Sign for the Student Portal and bypass the need to enter credentials moving forward.

From now on, when Students log in to the Student Portal either via the **Web or App Version, the App** will take them straight through after they enter their 5 digit code or use Face/Touch Recognition while the **Web Version** will take them straight through after they select **Login with Microsoft Account** as below;



No more remembering Usernames or Passwords!

